



Year Four

Week beginning 20th July 2020

Hello Year 4! Hope you are all well and staying safe. We continue to miss you all and cannot believe that it is our last week of term. Hopefully we will get to see some of your smiley faces on Friday!

New!

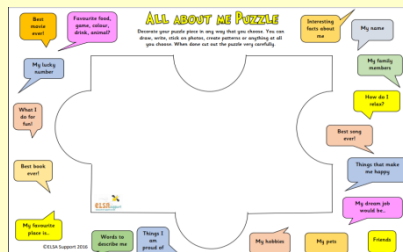
Year 4 Quiz of the Year



Check out our Quiz of the Year on Seesaw!! Can you get them all correct?

Wellbeing

All about me puzzle



Maths

Mathematica needs your help!

Choose a character, then add, subtract, divide and multiply your way to victory in this fun maths game.



English - Literacy shed

Jotun the Viking

We have had some fabulous starts to your Jotun the Viking stories.

This week we would like you to carry out a final edit on what you have written so far (see the editing sheet on Seesaw) and then complete the story. Don't forget to use adverbials at the start of your sentences to add greater detail and description.

It would be lovely if you could record yourself reading your story and upload it onto Seesaw.

PE



Click on the link and try these 10 minute shake up games each day this week.



English tasks

Shout outs!



Wow over 740 books completed on **EPIC**.

Wow! We are now at the top of the leader board on **Spelling shed**. Let's stay at the top!!



Access your Read theory account and carry out the reading tasks and comprehension questions.



Epic Books

As well as using Read theory continue to use EPIC kids which is an online site full of books. Click on this Epic picture and use our class code **nrr2870** Next, click on your name and get reading. We have assigned some books to get you started.

We will be able to see how you are doing as it will send us updates as to what and how much you have read. Happy reading!


First News

Read this week's edition of First News via Seesaw Class Announcements. Released on Monday mornings.





Maths tasks



Click on the image above and explore the 'Maths is fun' games.



There are no tournaments this week but keep practising yourself or why not challenge a friend to a 'Rock Slam'.



You need to scroll down to Week 12 (13th July) as we are a week behind

Click on the White Rose link above to take you to the Year 4 videos.


Click on the Premium Resources link above to access the worksheets.

Explore these Active Maths tasks (which we are used to using in school) as and when you feel you would like to





Topic tasks



Vikings



Explore the British Museum website - click on the image above and choose different aspects to explore. Watch the videos within each section, the ones linked to artefacts in the British museum are fascinating.

Once you have completed your exploration, create a poster/ fact file of your new learning.

Don't forget to focus on your presentation - handwriting and spelling!



Foundation subject tasks

Computing Internet Research (Recap)



Activity 5 - Fake News

Anyone can add to the Internet so it can be difficult to know what is fact and what is fiction.

The term 'fake news' means a news report that has been made up or changed to cause harm to someone or get publicity.

When a news report appears on the internet, people can often share it with lots of people without checking whether the story is true. This means a fake story can become more believable because so many people have shared it.

Always check the news story with reliable news outlets such as the BBC or make sure the news reports URL ends in .co.uk .com or .org rather than .offer or .inonet. If the story is only on one website then check it appears on another reliable website.

Use the document below that has true and fake news. Check the stories with other websites (sources) before you decide whether it is true or fake then add the sources of your news if you have found it is true.

See Seesaw for details!

Online Safety at Home Activity Packs



Learn how to stay safe online with *all the activity packs and a new e-safety pack added*
-Activity 9!


Each pack contains two 15 minute activities.

Click on the Thinkuknow image to access your pack.

You can access previous packs and the parent help guide if you wish.



Languages



This week is all about practising and exploring words and their sounds.

Can you build your own sound sandcastle? Please follow the instructions on Seesaw.

Sound Sandcastles

Help us build a French sound sandcastle.

1. Read the words in the blue "sound box" silently in your head.
2. Now read aloud the French words in the sound box.
3. Look at the sounds in the sandcastle boxes. Read aloud the sounds.
4. Now read the words in the blue "Sound Box" again. Listen out for the sounds in the sandcastle boxes.
5. Find the word that fits in 2 boxes.
6. Write each word in one of the sandcastle boxes where you can find a sound that matches the sound in the word. We've started you off with the first word.


Sound Box
cheval
rouge
blanc
trois
bleu
neuf
chien
deux
chat
mercredi
jeudi
noir
vert
serpent

Sandcastle sounds:
"oo"
"wah"
"sh"
"uh"
"on"
"air"
vert

Finally check your answers. Draw out your completed words and sound sandcastle in your books.

Challenge yourself And add some more French words with matching sounds in some of the sandcastle boxes.

Science



The Linnean Society Special Species Competition!

Draw a picture of your special species, give it a scientific name and write a short paragraph giving a description of its habitat to win! There is no age limit for entry into this competition.

Click on the image for details.