







# Queensgate Primary School

## Home Learning



Below you will find the areas to focus on with your child this week. As many of our children are now returning to school, we have merged the Nursery and Reception Home Learning into one document. Please also remember to keep reading regularly with your child at home and access the suggested websites for more activities.

### Sounds of the week

Aa 	Bb 
Cc 	Dd 

Nursery      n (net)

If your child is now very secure with the above sound, please move on to the sounds shown below in 'Mrs Heath's Group'.

Reception

*Mrs Aitken's  
Group*

u\_e (cube)  
ue (fuel)  
ew (few)

*Miss Sutherland's  
Group*

er (mixer)  
st (stop)  
nd (sand)

*Miss White / Mrs  
Heath's Group*

r (zip)  
zz (buzz)  
qu (quack)

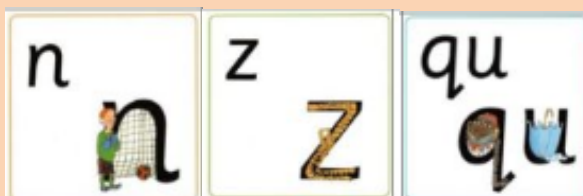
Can you child think of any words that contain these sounds? What words can you spot them in? Can they use these sounds in blending and segmenting activities?

Rhymes for writing activities for Nursery / Mrs Heath's Group:

n = net - 'down Nobby and over his net'

r = zip - 'zig, zag, zig'

q(u) = queen 'round her head, up past her earring, down her hair and flick' ('u' as previously practised)





## Reception

Each week your child will be set a challenge on Spelling Shed linked to our Sounds of the Week. Please encourage them to log on each week to complete their task.



## Tricky words

Nursery

into

Reception

oh

there

In Nursery we are consolidating our knowledge of tricky words so you may see some you have already covered. Reception have now moved onto new tricky words which your child won't be familiar with. Can your child read and write these tricky words? Can they tell you what is tricky about the word? Can they say a sentence containing one or more of these tricky words? Reception children could write a sentence with these tricky words in. Nursery children have a go at writing this tricky word, remembering to think about how you're holding the pencil. Can they spot the tricky words in books, stories online or in print in the environment?



## Number of the week

Nursery

9

seven

Reception

25

twenty-four

Can your child identify this number? Can they count out the correct number of objects? Can they count ON from this number? Can they tell you one more/one less (Nursery) or ten more/ten less (Reception)? Can they spot this number anywhere in the environment? How many different images can you draw or find to show this number? Nursery, there's a Number 9 powerpoint to have a look at and a Number 9 Activity Sheet if you want to have a go.



For this weeks activities we are taking a look at Summer Term Week 12, 'How Many Legs', for some more great animal activities in keeping with our theme! Have fun exploring the activities. We would love to see pictures of any of the activities you manage to complete on the ILD.

## Tales Toolkit



Character



Setting



Problem



Solution

Our Tales Toolkit task for this week is linked to our Zoo theme. You need to choose a zoo animal for your character and the setting will be the zoo. The problem and solution is your own imaginative ideas! Have a look at some of the books on epic! for some inspiration. I've attached some Tales Toolkit sheets for you to draw or write your story on.



We look forward to seeing your fabulous stories!

## ILD task



This week our area of learning is...

### Literacy and Understanding the World

Linked of course to our zoo animals theme, this weeks task is based around Riddles. Have a look at the powerpoint in the blog entitled 'Zoo Animal Riddles' and see if you can work out which animals the clues are about. Your task is to then write a riddle of your own about a zoo animal of your choice. (Nursery you can get an adult to scribe for you). How do the riddle sentences start? (It's written in the first person, as if you're the animal yourself). What facts / clues about the animal could you share? See if someone can work out your riddle from your clues!



A second little task this week is just for fun. Can you create your own new hybrid zoo animal...?! It might have a tiger's body but zebra's legs and a parrot's head for example?! What would you call your new animal? What does it eat? What sound does it make? What does it like to do? We would love to see drawings or collages of your mixed up zoo animals! Even better if you can add labels or a description.



Please take a picture of your child completing the task above and upload it onto the ILD. It would be great if you could please write a comment explaining what they were able to do and, especially note down any comments that they said during the activity.

# English




## Hamilton

As we begin the transition back into the classroom, we are very much prioritising our young children's emotional wellbeing whilst still 'Inspiring a Love of Life and Learning'. It is important that the children who remain at home, still have access to high quality and engaging learning opportunities.

The Hamilton Trust resources are aimed specifically for our Reception children to provide English learning opportunities. Nursery children may also access these activities if they wish, but it is not expected.

This week's activities are based around the text 'Dear Postman', which ends in a trip to the zoo. Maybe you could plan your own trip to the zoo during the holidays. Please find attached as a separate upload, the story and some activities to complete. This week there is a speaking and listening activity, reading activity and a writing activity which we hope you will enjoy!



Please upload these completed tasks to the ILD with a photo and some comments as to how your child found the task and any comments they may have made.

## Epic Books



*All the NURSERY children have now also been added to the Epic Books account, and we would love to know how you get on.*

*We are really keen to ensure that the children continue to engage with and enjoy reading whilst learning from home which is why we have now signed Early Years up to epic!*

*epic! is an online library full of stories, non-fiction texts and audiobooks for the children to enjoy.*

*Click on the epic! image at the top of this page and it will take you to the website where you can log in as a student. You will be asked to enter our class code and then you can select your child's account and they can enjoy exploring the books available.*

Enter Your Class Code

Go!



Class Code:  
sgw5041

*The children will not be assigned specific books based upon their reading level, rather I will assign all of the children a range of books each week based upon a theme. The children might be able to access some of the books themselves, you might need to read them to your child or I might assign audiobooks for them to listen to. This week our theme is **The Zoo!***

*Reception children will also continue to access RISING STARS as usual.*

## Useful Websites

Just click on the images below to take you to the following websites.



A range of online activities and games to try at home. Children's log in details can be found in the back of their reading records.



A range of reading and writing activities to try at home. Children's log in details can be found in the back of their reading records.



A fantastic range of resources to support all areas of learning and they are currently free. PowerPoints can be downloaded and many resources can be printed for use at home.



Free eBooks for your child to read at home.



PhonicsPlay has a new, updated website. All of the characters and games are the same and it is still free but the set up is slightly different.



A variety of online activities and games for all age groups.



A collection of fun activities / ideas to do at home to give you some inspiration if needed!



Free, decodable comics linked to the phonics phases as an alternative to reading books online.



A fun, interactive phonics game! The children create their own monster who they then teach to read whilst adventuring around a magical world. The game is free on a computer and there is an app available to purchase.