



Year Five

Week beginning 13th July 2020

Hello Year 5! Missing you lots and lots and I hope you are all ok! Well done Year 5 - we are at the top of the Spelling Shed league this week! Champions! Thank you for all the persuasive writing you have sent - I can tell you've worked incredibly hard! Check out your new home learning tasks! Take care Mrs Sturman xx

New!

Declamations

It's time to start uploading your Virtual Declamations!

Please upload your declamations by **Friday 17th July**.

The judging panel and myself look forward to seeing your declamations! Have a look at last year's winners on Seesaw: Grace, Alex and Olivia!

Wellbeing

Kindness to yourself challenge



English

Poetry task linked to
There's a Rang-Tan in my Bedroom



Can you write your own version of the poem?
e.g. *There's a Rang-Tan in my living room or kitchen.*

Aim to keep the message the same and include ambitious vocabulary in your writing.

First News Comprehension



Using last week's First News, complete the Reading comprehension on Seesaw.

Don't forget to look back on announcements to find the First News newspaper.

P.E.



Undertake a quest to release happiness (*Happiness is spelled wrong for a reason!!*) back into our world. Your mission is to win five magical keys. You will need them to unlock the chest where happiness is trapped. Complete each task and share your success on Seesaw!

Design Technology

Creating A Rube Goldberg Machine

A Rube Goldberg Machine is a machine which performs a fairly simple task, but in a very complicated and roundabout and convoluted way.

They always include a chain reaction. Here are some examples of Y5 school children who have made their own at home:

Have a look at these YouTube videos with a parent to design your own 'Toilet paper/hand sanitiser' or your 'Bell ring/balloon pop.'

Please make sure you agree some ground rules with others in your house before starting by reading the DT Task Rules.

Check out seesaw for your task!



English tasks

Shout outs!

Spelling Shed 

WE ARE NUMBER ONE IN THE SPELLING SHED LEAGUE!! HUGE CONGRATULATIONS TO EVERYONE WHO'S BEEN TAKING PART IN THIS - TEAM EFFORT! *Let's stay at number !!*
Over 572 books read on EPIC! Amazing effort everyone.



READTHEORY *Reading and Writing, Improved.*

Access your Read Theory account and carry out the reading tasks and comprehension questions.



Epic Books

*As well as using Read theory continue to use EPIC kids which is an online site full of books. Click on this Epic picture and use our class code **zqx4264** Next, click on your name and get reading. We have assigned some books to get you started.*

Happy reading!



First News

Read this week's edition of First News via Seesaw Class Announcements. Released on Monday mornings.



Maths tasks



Click on the image above and explore the 'Maths is fun' games.



Keep practising your TT Rockstars and why not challenge a friend to a 'Rock Slam'!?



Click on the White Rose link above to take you to the Year 5 videos. Please Click on the 'Premium Resources' link above to access the worksheets.

You need to scroll down to Week 10 (6th of July)
as we are a week behind.




Explore these Active Maths tasks (which we are used to using in school) as and when you feel you would like to



Science tasks

Special Science Competitions!



The Linnean Society Special Species Competition!

Draw a picture of your special species, give it a scientific name and write a short paragraph giving a description of its habitat to win! There is no age limit for entry into this competition. Click on the image for details.



Royal Society of Biology Photography Competition

Take a photograph to illustrate the changes that occur within nature, including shifts from young to adult. Win up to £500. Click on the image for details.

Closing date 24 July 2020!



Topic tasks

North America

Focus on the Caribbean: Hurricanes



This week, let's begin to understand what some of the weather is like in the Caribbean.

The Caribbean lies in the path of hurricanes which track their way from the Atlantic Ocean towards central America and the USA.

Look at some satellite images of hurricanes to see how the cloud and wind spirals around the centre.

Use the Internet to find out about a named hurricane and the damage that it caused. Find maps which show the route that a hurricane took?

Use the PowerPoint to find out facts about Hurricanes.

You can use this website too: <https://www.weatherwizkids.com/weather-hurricane.htm>

Research one of the following hurricanes and write a short newspaper report about it: Hurricane Arthur (2014), Hurricane Harvey (2017), Hurricane Irma (2017), Hurricane Isaac (2012), Hurricane Katrina (2005). You could include: maximum wind speeds, casualties, homelessness, general damage and the cost of damage.

Vocabulary to Use:

Caribbean, coral reef, hurricane, Tropic of Cancer

Hurricanes are large, rotating storms that form over the warm waters of the tropics. Wind speeds must exceed 74mph for a storm to be categorised as a hurricane. There are 5 categories of hurricane. The scale of categories is called the Saffir-Simpson Hurricane Scale.

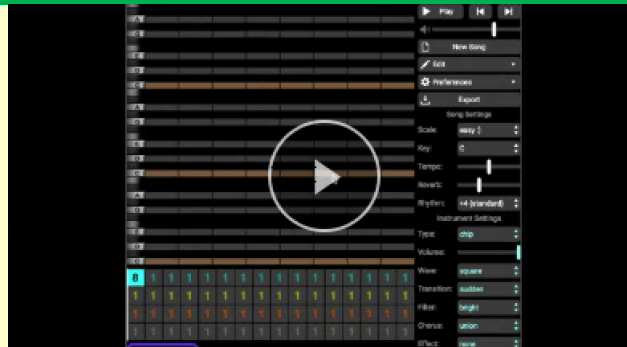
Task: Draw a line from the category description to the correct example:

Category 1 74 - 95mph winds minimal damage	Category 2 96 - 110mph winds moderate damage	Category 3 111 - 129mph winds extensive damage	Category 4 130 - 156mph winds extreme damage	Category 5 157mph+ winds catastrophic damage
---	---	---	---	---



Foundation subject tasks

Computing Music creation!



Multi-tracking


Visit [iLearn2](#) and use the 'Pupil Activity Code' **6508** to access the video guides.

Multi-tracking is used when recording music to layer different sounds (e.g. instruments) and adjust the volume and effects of each track.

The video on iLearn2 shows how to use the [Beepbox](#) website to build tracks of different sounds and use effects!



Languages - Nature trails and vocabulary explorers



Go into your garden or go for a walk and collect and make trays of masculine and feminine items and sketch or paint the two trays and label the item.







All these are new words to add to your growing vocabulary.

Work with your parents to find the pronunciation of these words on google.

Try sounding them out! Don't forget to say "un" or "une"!

Nature Trails
We're going on a treasure hunt to look for leaves, flower petals, trees, insects and more!

Step One
Look at the pictures. Read the French nouns. Try to understand the French noun with the help of the picture. Check your answers with the correct answers on the next page.

A  B  C  D  E  F 

une brindille un insecte une feuille une pétale un arbre un caillou

Step Two
Let's organise two nature tables.
Cut out the objects. Place them either in a masculine nouns (le) pile or in a feminine nouns (la) pile.
If you need some help then read the "help box" on the answer page.
Draw two squares in your book.
One square is for feminine nouns and the other is for masculine nouns. In pencil draw each of the items in the correct square.

Step Three
Make a nature table. Draw the quantity, size and colour of these objects.

1. Trois grandes feuilles jaunes.
2. Un petit arbre vert et marron et un grand insecte rouge.
3. Une fleur avec quatre petites pétales bleues et deux grandes pétales blanches.
4. Un petit caillou sur une grande brindille.

Nature Trails

Thank you

Mrs Sturman